



Kidney LCD Cart

MPC-47P5



NON-POWERED

Mobile Technology Workstations

www.altus-inc.com



sales@altus-inc.com



Kidney LCD Cart

MPC-47P5

Model Number	Worksurface Dimensions	Base Dimensions	Weight
MPC-47P5-SD-YYYY (w/ FSA-10)	17"D x 26"W	18"W x 20"D	50 lbs.




BASE

- Ascend Height Adjustable Base
- 4"/100mm Rollerblade Casters
- 2 Locking / 2 Non Locking
- 18"W x 20"D Footprint



WORKSURFACE

- 1" Square worksurface
- 3D Laminate
- Reversed teardrop edge
- 2.5" Grommet hole
- Height adjustment hand lever



LCD MONITOR SUPPORT

- Vesa standard 75mm/100mm with quick mount plate
- Tilt range: -20°/+10°
- +/- 161 Degrees front/back rotation
- 5.5" of height adjustment
- Integrated cable management
- Color: Iconic White

MULTIPLE OPTIONS & ACCESSORIES

(See Spec Guide for full listing)

Weight limit: 5lbs to maximum of 20 lbs

INCLUDED ACCESSORY


Counterweight (CW)
13.25"W x 14"D x .25"H



CPC-8-BRK
Coiled power cord holder, hospital grade, 3-outlet, black finish



HB
Utility basket, platinum finish



HFH
Utility basket, platinum finish



BCH-14
VESA mounted adjustable bar code holder, platinum finish


WORKSURFACE & ACCENT COLORS

(YYYY = four digit part number).

Select worksurface color (1 standard color). If another worksurface color is preferred, select alternative (4 choices).

Standard Color: Cloud

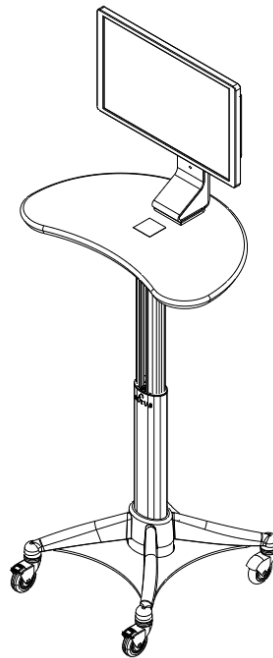
Alternative Colors: Shark Grey, Amati Walnut, Summerflame, American Natural Maple



Cloud 0141 Shark Grey 6005 American Natural Maple 2028



Amati Walnut 2064 Summerflame 2013



KEY ADJUSTABILITY FEATURES:

Cart Height Adjustment Range: 28.5" - 46.5"

Monitor Support Height Adjustment Range:

9 1/4" - 14 3/4" (Measured from middle of VESA plate to base of monitor support)

5.5" Height Adjustment