



Large Kidney LCD Cart

MPC-37P



NON-POWERED

Mobile Technology Workstations

www.altus-inc.com



sales@altus-inc.com



Large Kidney LCD Cart

MPC-37P

Model Number

MPC-37P-SD-YYYY

Worksurface Dimensions

22"D x 32"W

Base Dimensions

18"W x 20"D

Weight

61 lbs.



LCD MONITOR SUPPORT

Vesa standard 75mm/100mm with quick mount plate

Tilt range: -20°/+10°

+/- 161° front/back rotation/Swivel

Integrated cable management

5.5" height adjustment

Weight limit 5lbs to maximum of 20lbs



INCLUDED ACCESSORY

CW (Counterweight)

13.25"W x 14"D x .25"H



MULTIPLE OPTIONS & ACCESSORIES

(See Spec Guide for full listing)

BASE

Ascend height adjustable base

4"/100mm Rollerblade Casters

2 Locking / 2 Non-Locking

18"W x 20"D Footprint



WORKSURFACE

1" Thick kidney worksurface

3D Laminate

Reverse teardrop edge

Height adjustment hand lever

18" Height adjustment

2.5" Grommet Hole for Cable Management

Worksurface Dimensions: 22"D x 32"W


LCD Monitor Support



BCH-14
VESA Mounted
Adjustable Bar Code
Holder Platinum Finish



HB
Utility Basket, Platinum
Finish



HFH
Utility Basket,
Platinum Finish



CPC-8-BRK
Coiled Power Cord
Holder Hospital Grade -
3-Outlet Black Finish


WORKSURFACE & ACCENT COLORS

(YYYY = four digit part number).

Select worksurface color (1 standard color). If another worksurface color is preferred, select alternative (5 choices).

Standard Color: Cloud

Alternative Colors: Shark Grey, Amati Walnut, Summerflame, American Natural Maple



Cloud
0141

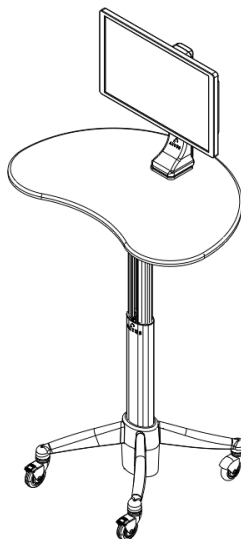
Shark Grey
6005

Amati Walnut
2064



American
Natural Maple
2028

Summerflame
2013



KEY ADJUSTABILITY FEATURES:

Worksurface Height Adjustment Range: 33 1/2" - 51 1/2"

Monitor Support Height Adjustment Range:

9 1/4" - 14 3/4" (Measured from middle of VESA plate to base of monitor support)

5.5" height adjustment